

# Haehae Bench



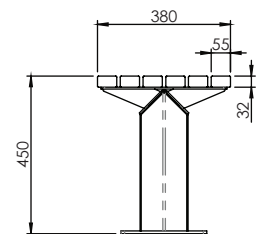
Haehae Bench with Hardwood Battens

## PRODUCT FEATURES

- High strength fabricated steel construction
- All fixings: Stainless Steel 316
- Supplied fully assembled
- Hot Dip Galvanised
- Finished in any standard powder coat colour

## DIMENSIONS

- Length 1800mm Height 450mm
- Width 380mm



## BODY SPECIFICATIONS

### Body

- Hardwood Timber Battens

### Frame

- Mild Steel
- Hot Dip Galvanised

### Arm Rests

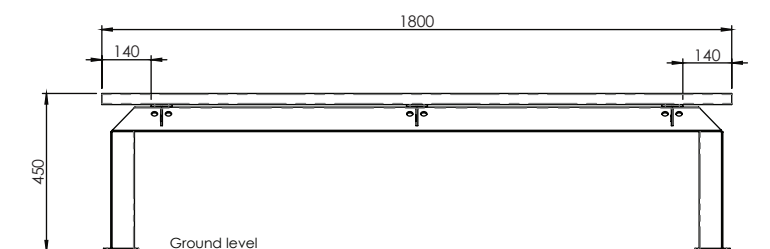
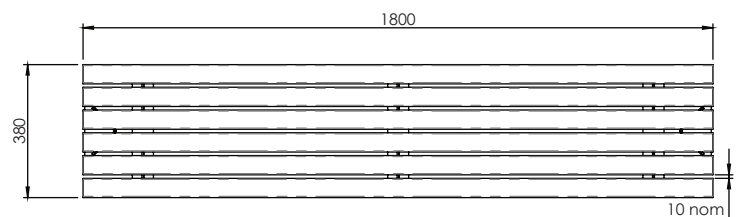
- No Arm Rest
- Arm Rests (pair)

### Anti-skateboard Brackets

- No Anti-skateboard Brackets
- Stainless Steel Brackets

### Fixing

- Surface Mount, Below Ground or Extended Leg



# Haehae Bench

## Care & Maintenance Suggestions

Our products are constructed using a variety of different materials, all of which are highly corrosion resistant. Despite this, some care is required to maintain their good looks. The extent to which cleaning is required will depend on a number of factors including environmental conditions, construction activity and level of use.

### MAINTAINING THE METAL SURFACES

To maintain the original appearance of the metal, it should be cleaned regularly using warm soapy water.

**Galvanised Steel:** If the galvanised coating is significantly penetrated, a zinc rich primer should be applied to the damaged area to maintain its corrosion resistance.

### MAINTAINING THE PAINTED OR POWDER COATED SURFACES

Clean regularly with warm soapy water. Should the paint become chipped or scratched, it can be touched up using an acrylic based paint.

### MAINTAINING THE TIMBER

Dirt can be removed using mild detergents. If the timber is left untreated, over time it will gradually change to a silvery grey colour. The timber will remain structurally sound without further maintenance.



*Haehae Bench close-up side detail*



*Haehae Bench with Hardwood Battens*



#### WELLINGTON HEAD OFFICE

1-7 Jean Batten St, Rongotai, Wellington 6022  
PO Box 14122, Kilbirnie, Wellington 6241, New Zealand  
T +64 4 387 7009 E [wgtnsales@aetilley.co.nz](mailto:wgtnsales@aetilley.co.nz)

#### AUCKLAND SALES OFFICE

36 Aranui Rd, Mt Wellington, Auckland 1060  
PO Box 22229, Otahuhu, Auckland 1640, New Zealand  
T +64 9 527 7385 E [akdsales@aetilley.co.nz](mailto:akdsales@aetilley.co.nz)

#### CHRISTCHURCH SALES OFFICE

Level 1, 4/306 Port Hills Rd, Hillsborough, Christchurch 8022  
PO Box 19771, Woolston, Christchurch 8241, New Zealand  
T +64 3 331 6565 E [chchsales@aetilley.co.nz](mailto:chchsales@aetilley.co.nz)