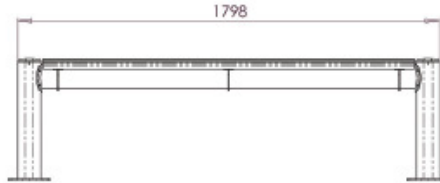


Horizon Bench

Product Features

- High Strength fabricated steel
- All fixings: Stainless Steel 316
- Supplied fully assembled
- Finished in any standard powder coat colour



Product Specification

Seat Batten

- Profiled Eucalyptus Saligna

Seat Support

- 5mm Laser cut Steel

Span Rail

- Steel tube: Ø88 x 4

Legs

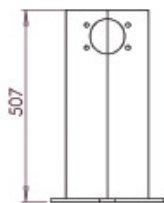
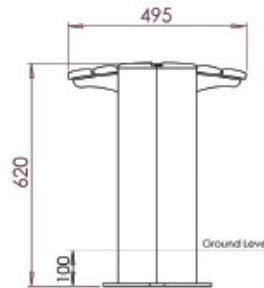
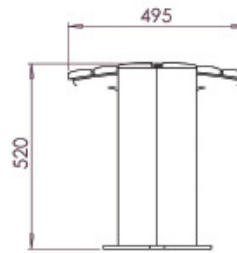
- 3mm Mild Steel
- Base Plate 8mm Mild Steel
- Hot Dip Galvanised

Size

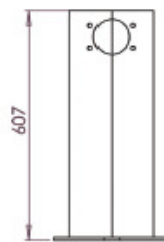
- □ 1800 long x 500 wide x 500 high

Mounting Options

- □ Surface mount: Bolted to ground (500mm leg)
- □ Sub-Surface mount: Bolted 100mm below ground (600mm leg)



Surface Mount



Sub-surface Mount



WELLINGTON HEAD OFFICE

1-7 Jean Batten St, Rongotai, Wellington 6022
PO Box 14122, Kilbirnie, Wellington 6241, New Zealand
T +64 4 387 7009 F +64 4 387 9114 E wgtnsales@tilleygroup.co.nz

AUCKLAND SALES OFFICE

36 Aranui Rd, Mt Wellington, Auckland 1060

T +64 9 527 7385 F +64 9 527 7390 E akldsales@tilleygroup.co.nz

CHRISTCHURCH SALES OFFICE

Level 1, 4/306 Port Hills Rd, Hillsborough, Christchurch 8022

T +64 3 331 6565 E chchsales@tilleygroup.co.nz



Horizon Bench



Tilley Street & Park Furniture