

Horizon SB1 Seat

Product Features

- High Strength fabricated steel
- All fixings: Stainless Steel 316
- Supplied fully assembled
- Finished in any standard powder coat colour

Product Specification

Seat Batten

- Profiled Eucalyptus Saligna

Seat Support

- 5mm Laser cut Steel

Span Rail

- Steel tube: Ø88 x 4

Legs

- 3mm Mild Steel
- Base Plate 8mm Mild Steel
- Hot Dip Galvanised

Size

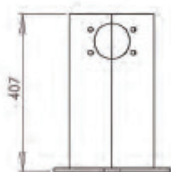
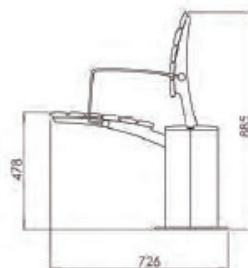

- 1800 long x 726 wide x 885 high o/a * 475 to seat

Arm Rests

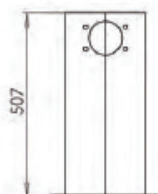
- With Arm rests
- No Arm rests

Mounting Options

- Surface mount: Bolted to ground (400mm leg)
- Sub-Surface mount: Bolted 100mm below ground (500mm leg)



Surface Mount



Sub-surface Mount



 **Tilley Group Ltd**

WELLINGTON

1-7 Jean Batten St, Rongotai, Wellington 6022
PO Box 14122, Kilbirnie, Wellington 6241, New Zealand
T +64 4 387 7009 F +64 4 387 9114 E wgtnsales@tilleygroup.co.nz

AUCKLAND

36 Aranui Rd, Mt Wellington, Auckland 1060
New Zealand
T +64 9 527 7385 E akldsales@tilleygroup.co.nz

CHRISTCHURCH

Level 1/306 Port Hills Rd, Hillsborough, Christchurch 8022
New Zealand
T +64 3 331 6565 E chchsals@tilleygroup.co.nz

Horizon SB1 Seat

Tilley Street & Park Furniture

Tilley

