

Plaza Drinking Fountain



Encompassing the best in materials and contemporary styling, the Plaza Drinking Fountain provides a high quality, easy to install item at an affordable price.

Fabricated from marine grade 316 Stainless Steel and finished in either natural or bead blast, high quality hardware such as Enware bubbler tap and optional extras such as a Delabie Tempostop bottle filling tap (displayed).

Surface mount installation.



Plaza Drinking Fountain

Plaza Drinking Fountain

Material:

5mm 316 Stainless Steel base 2.0 & 1.6mm 316 Stainless Steel body and backing door. Stainless Steel security fixings.

Hardware:

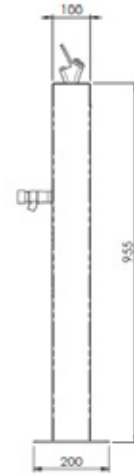
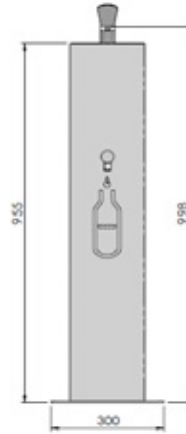
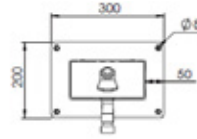
Enware Bubbler Tap & Delabie Tempostop Tap.

Mounting:

Surface mounted

Finishes:

Natural Stainless or Bead Blast finish



WELLINGTON

1-7 Jean Batten St, Rongotai, Wellington 6022
PO Box 14122, Kilbirnie, Wellington 6241, New Zealand
T +64 4 387 7009 F +64 4 387 9114 E wgtnsales@tilleygroup.co.nz

AUCKLAND

36 Aranui Rd, Mt Wellington, Auckland 1060
New Zealand
T +64 9 527 7385 E akldsales@tilleygroup.co.nz

CHRISTCHURCH

Level 1/306 Port Hills Rd, Hillsborough, Christchurch 8022
New Zealand
T +64 3 331 6565 E chchsals@tilleygroup.co.nz

tilleygroup.co.nz

