

# Wooden Picnic Setting

## Product Features

- High Strength fabricated steel
- All fixings: Stainless Steel 316
- Supplied fully assembled
- Finished in natural Galvanised colour

## Product Specification

### Table & Seat tops

- 65 x 35 Macrocarpa

### Table Frame

- Steel tube leg: Ø125Nb x 5
- 50 x 25 RHS sub frame
- Fully welded & Hot Dip Galvanised

### Seat Frame

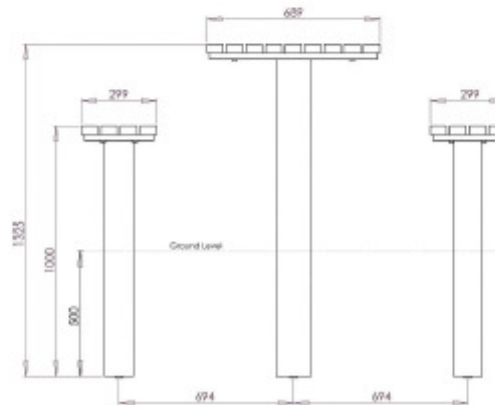
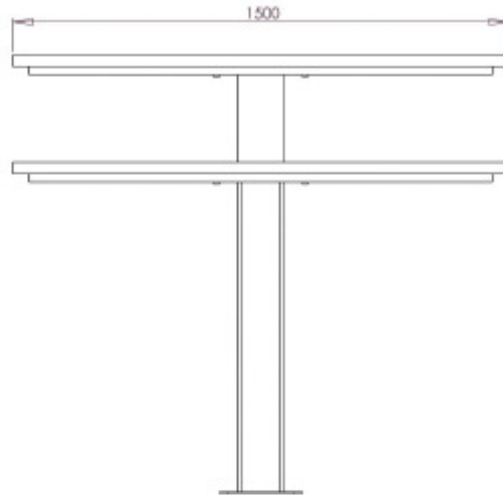

- Steel tube leg: Ø100Nb x 4.5
- 50 x 25 RHS sub frame
- Fully welded & Hot Dip Galvanised

### Size

- Table: 1500 long x 690 wide x 830 high (above ground)
- Seat: 1500 long x 300 wide x 500 high (above ground)

### Mounting Option

- Sub-surface



## WELLINGTON

1-7 Jean Batten St, Rongotai, Wellington 6022  
PO Box 14122, Kilbirnie, Wellington 6241, New Zealand  
T +64 4 387 7009 F +64 4 387 9114 E wgtnsales@tilleygroup.co.nz

## AUCKLAND

36 Aranui Rd, Mt Wellington, Auckland 1060  
New Zealand  
T +64 9 527 7385 E akldsales@tilleygroup.co.nz

## CHRISTCHURCH

Level 1/306 Port Hills Rd, Hillsborough, Christchurch 8022  
New Zealand  
T +64 3 331 6565 E chchsales@tilleygroup.co.nz





| Wooden Picnic Setting

Tilley Street & Park Furniture