

PRODUCT INFORMATION



INDUSTRIAL PLANK (TPI)

Tilley Star-X Plank Industrial is available in standard 3 metre lengths or non-standard lengths to order.

- 230mm wide, with side flange 50mm deep, 15mm return lips. 25mm x 12mm slots along both flanges at 123mm pitch.
- 300mm wide, with side flange 50mm deep, 15mm return lips. 25mm x 12mm slots along both flanges at 123mm pitch.

HEAVY DUTY PLANK (TPR)

Tilley Star-X Plank Heavy Duty is available in standard 3 metre lengths or non-standard lengths to order.

- 300mm wide, with side flange 50mm deep, 15mm return lips. 25mm x 12mm slots along both flanges at 123mm pitch.

STAR-X STAIR TREADS

Tilley Star-X Plank Industrial Stair Treads are available in widths of 230mm and 300mm. Standard tread lengths available; 600 mm, 750mm, 910mm ex stock or lengths manufactured to customers requirements.

MATERIALS

- Mild Steel
Hot Rolled to NZS1594:2002 HA250
Hot Dip Galvanised to AS/NZS 4680: 2006
- Stainless Steel
304 2B ASTM A240/A480
316 2B ASTM A240/A480
- Aluminium 5052 H32 ASTM B209-14

LOAD TESTS IN TILLEY STAR-X PLANK

MAXIMUM DEFLECTION (mm)										
Under 2.5kPa Uniformly Distributed Load and 1kN Point Load (whichever is less)										
Span (simply supported)		600	900	1200	1500	1800	2100	2400	2700	3000
Plank Type	Steel 230x2	0.4	0.6	1.5	2.9	5.0	8.0	11.9	16.9	25.0
	Steel 300x2.5	0.4	0.5	1.1	2.2	3.9	6.1	10.3	16.5	25.2
	Steel 300x3	0.3	0.4	0.8	1.7	2.9	4.5	7.6	12.2	18.6
	Al 230x3	0.8	1.1	2.7	5.2	9.0	14.4	21.4	30.5	45.1
	Al 300x3	0.8	1.1	2.7	5.2	9.0	14.3	24.1	38.6	58.8
	S-S 230x2	0.6	0.6	1.5	3.0	5.1	8.2	12.2	17.3	25.6
	S-S 300x2	0.6	0.7	1.6	3.1	5.4	8.6	14.5	23.2	35.4
Key										
Deflection > span/150			Deflection < span/200				Deflection < span/300			
Deflection < span/150			Deflection < span/250				Deflection < span/350			
Bold line - span/250 barrier										

MAXIMUM SPAN (m)							
Simply Supported limited to deflection under Span/250							
Live Load (kPa)		1.0	1.5	2.0	2.5	3.0	3.5
Plank Type	Steel 230x2	2.1	2.1	2.1	2.1	2.1	2.0
	Steel 300x2.5	2.4	2.4	2.4	2.3	2.2	2.0
	Steel 300x3	2.8	2.8	2.7	2.5	2.4	2.3
	Al 230x3	1.6	1.6	1.6	1.6	1.6	1.6
	Al 300x3	1.6	1.6	1.6	1.6	1.6	1.5
	S-S 230x2	2.1	2.1	2.1	2.1	2.1	2.0
	S-S 300x2	2.0	2.0	2.0	2.0	1.9	1.8

- Point load as per NZS 1170.0:2002 using a maximum deflection of Span/250 with a point load of 1.0kN (Floors for operator access and maintenance).
- Live Load as per NZS 1657:1992 Fixed Platforms, walkways, stairways and ladders - requires using a minimum superimposed live loading of 2.5kPa uniformly distributed and 1kN point load.
- Coloured cells are limited by deflection under 1kN Point Load and Span/250.
- Non-highlighted cells are limited by deflection under UDL and given span limit.

Please contact Tilley & Patton for additional tables and notes.



WELLINGTON

39 Randwick Road,
Moera, Lower Hutt 5010
T +64 4 387 7009
E wgtnsales@tilleyandpatton.co.nz

AUCKLAND

36 Aranui Rd, Mt Wellington,
Auckland 1060
T +64 9 527 7385
E akldsales@tilleyandpatton.co.nz


CHRISTCHURCH

Level 1/306 Port Hills Rd,
Hillsborough, Christchurch 8022
T +64 3 331 6565
E chchsals@tilleyandpatton.co.nz



TILLEY STAR-X PLANK

NON-SKID WALKWAY PLANKING AND STAIR TREADS



SPECIALISTS IN THE DESIGN AND MANUFACTURE
OF SHEET METAL COMPONENTS AND PRODUCTS

tilleyandpatton.co.nz



TILLEY STAR-X PLANK

NON-SKID WALKWAY PLANKING



DON'T SLIP ON SAFETY, HYGIENE AND PRODUCTIVITY

Tilley Non-Skid Planking offers a proven and versatile non-skid solution for the most demanding of environments.

Originally designed and manufactured to meet the stringent health and safety requirements of the meat processing industry, Tilley Star-X Plank is now used in a variety of applications. Catwalks, stair treads, mezzanine floors, oil storage platforms, walkways, duckboards, drain covers and loading platforms, are but a few of this product's diverse uses.



RIGIDITY

Superior design maximises strength, while minimising weight and support requirements.



HYGIENE

An innovative raised studded pattern prevents dirt traps, ensuring easy cleaning and maintenance.



SAFETY

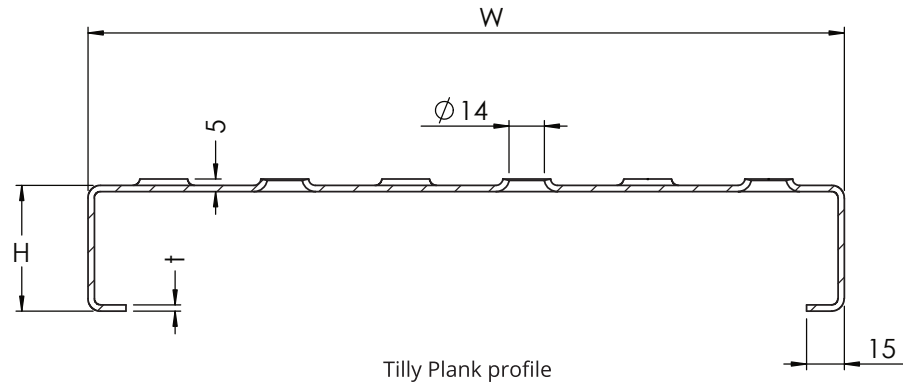
Our enhanced star perforation provides superior slip resistance in even the most demanding environments.



COMFORT

Loads are easily distributed creating a live surface to cushion workers' movements, thereby reducing muscular strain, conserving energy and increasing productivity.

PRODUCT DIMENSIONS



TILLEY STAR-X PLANK

Code	Size W x H x T	Material	Mass KG/M
TPI230AA-X	230X050X3.0	ALUMINIUM	2.7
TPI230S-X	230X050X2.0	MSBLK	5.2
TPI230SG-X	230X050X2.0	MSHDG	5.4
TPI230SS4-X	230X050X2.0	SS304	5.6
TPI230SS6-X	230X050X2.0	SS316	5.6
TPI300AA-X	300X050X3.0	ALUMINIUM	3.2
TPI300S-X	300X050X2.5	MSBLK	7.6
TPI300SG-X	300X050X2.5	MSHDG	8.1
TPI300SS4-X	300X050X2.0	SS304	6.0
TPI300SS6-X	300X050X2.0	SS316	6.0
TPR300S-X	300X050X3.0	MSBLK	9.3
TPR300SG-X	300X050X3.0	MSHDG	10.2

TILLEY STAR-X STAIR TREAD

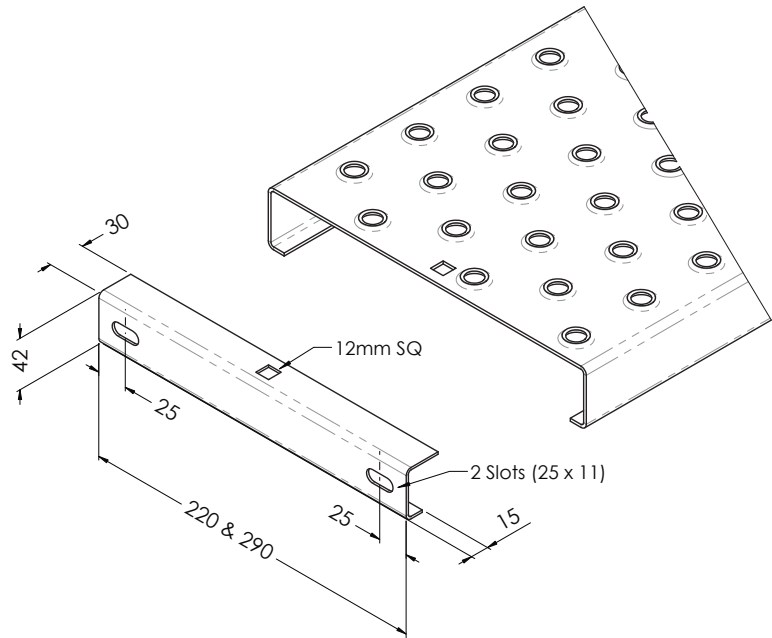
Code	Size W x LENGTH x T	Material
TPS230600S-X	230X600X2.0	MSBLK
TPS230600SG-X	230X600X2.0	MSHDG
TPS230750S-X	230X750X2.0	MSBLK
TPS230750SG-X	230X750X2.0	MSHDG
TPS230910S-X	230X910X2.0	MSBLK
TPS230910SG-X	230X910X2.0	MSHDG
TPS300600S-X	300X600X2.5	MSBLK
TPS300600SG-X	300X600X2.5	MSHDG
TPS300750S-X	300X750X2.5	MSBLK
TPS300750SG-X	300X750X2.5	MSHDG
TPS300910S-X	300X910X2.5	MSBLK
TPS300910SG-X	300X910X2.5	MSHDG

Note: Tilley Star-X Stair Tread is also available in Stainless Steel 304 and 316.

STAIR TREAD END BRACKET

For end fixing of the Tilley Star-X Stair Tread to stringers.

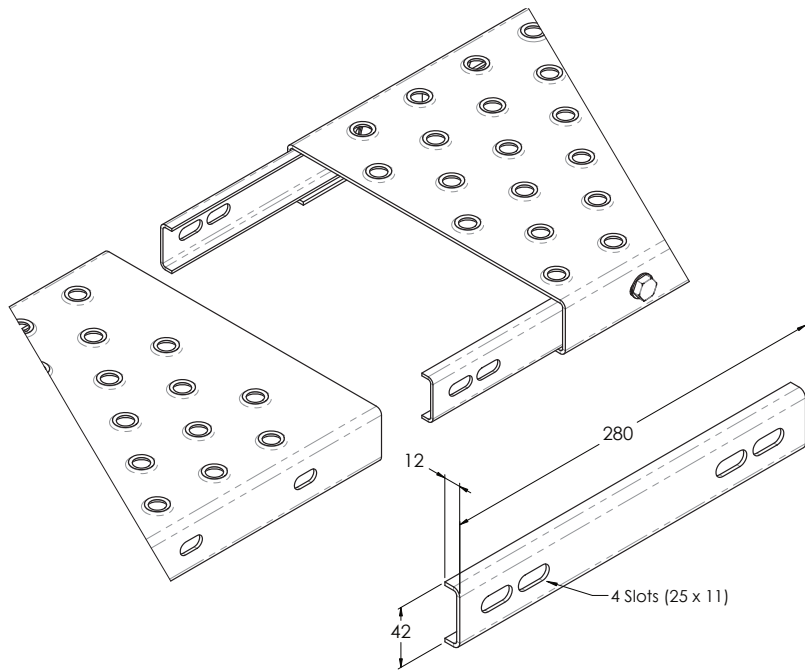
End Brackets are manufactured from 2.0mm and 2.5mm Mild Steel, Hot Dip Galvanised to AS/NZS 4680:2006.



Stair treads and bracket

SPLICE PLATE

For end to end fixing of the Tilley Star-X Plank in a long run situation such as catwalks, access walkways, large decks or floor areas.



Splice plates